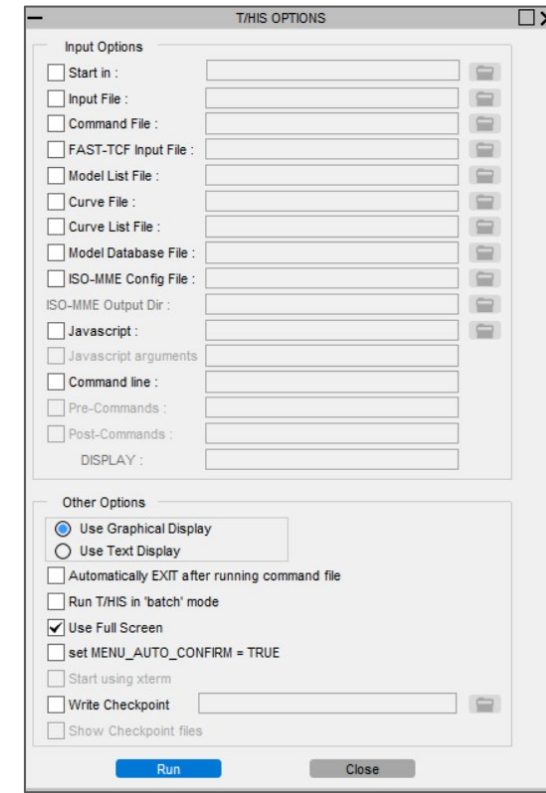
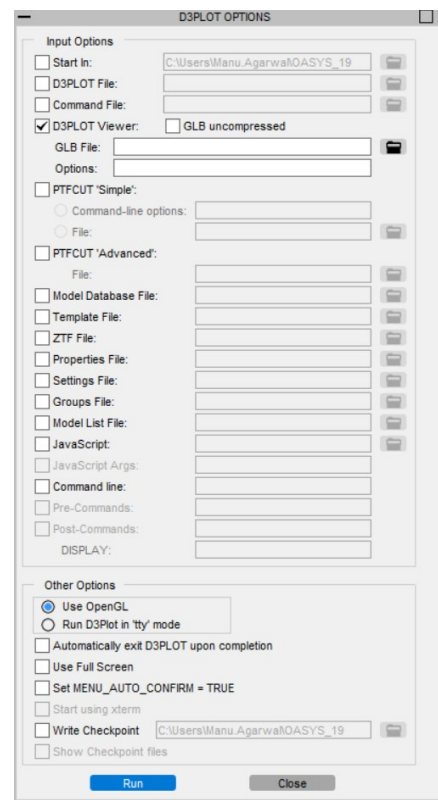
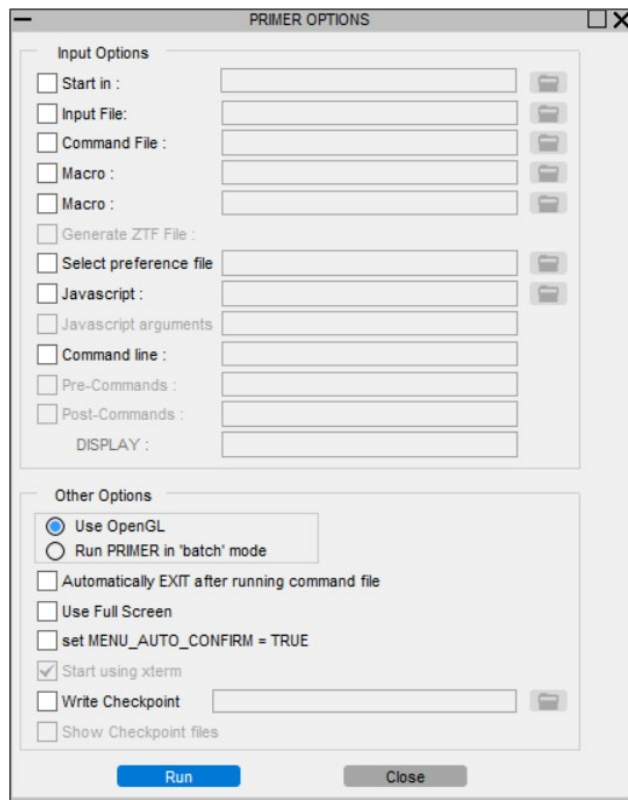


# SHELL 18.1

New look for the Options panels

# New look for the Options panels

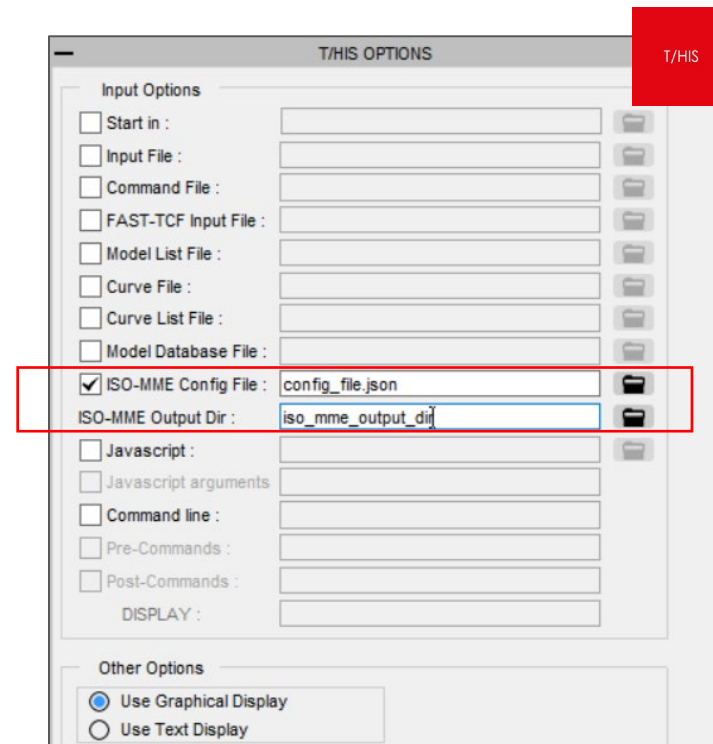
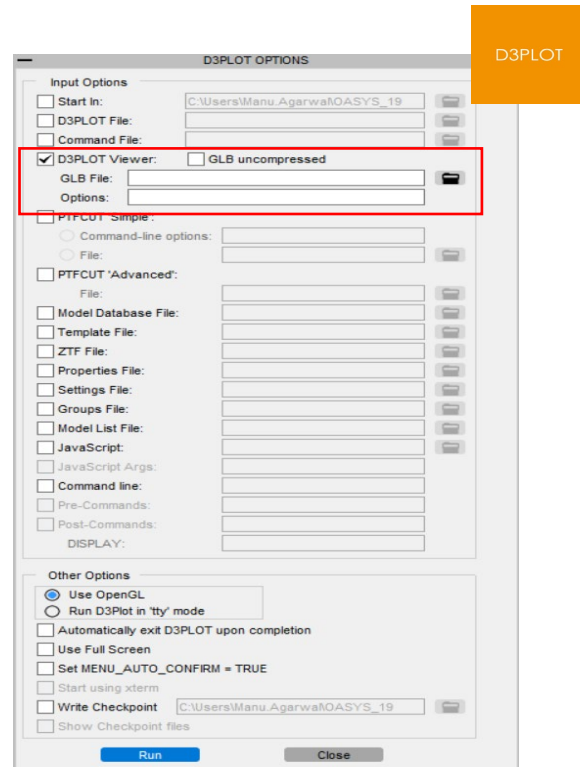
- Updated the “Options” panels for PRIMER, D3PLOT and T/HIS.
- The respective program options can be accessed via the “**Options...**” buttons within the SHELL.



# New D3PLOT and T/HIS options

# New D3PLOT and T/HIS options

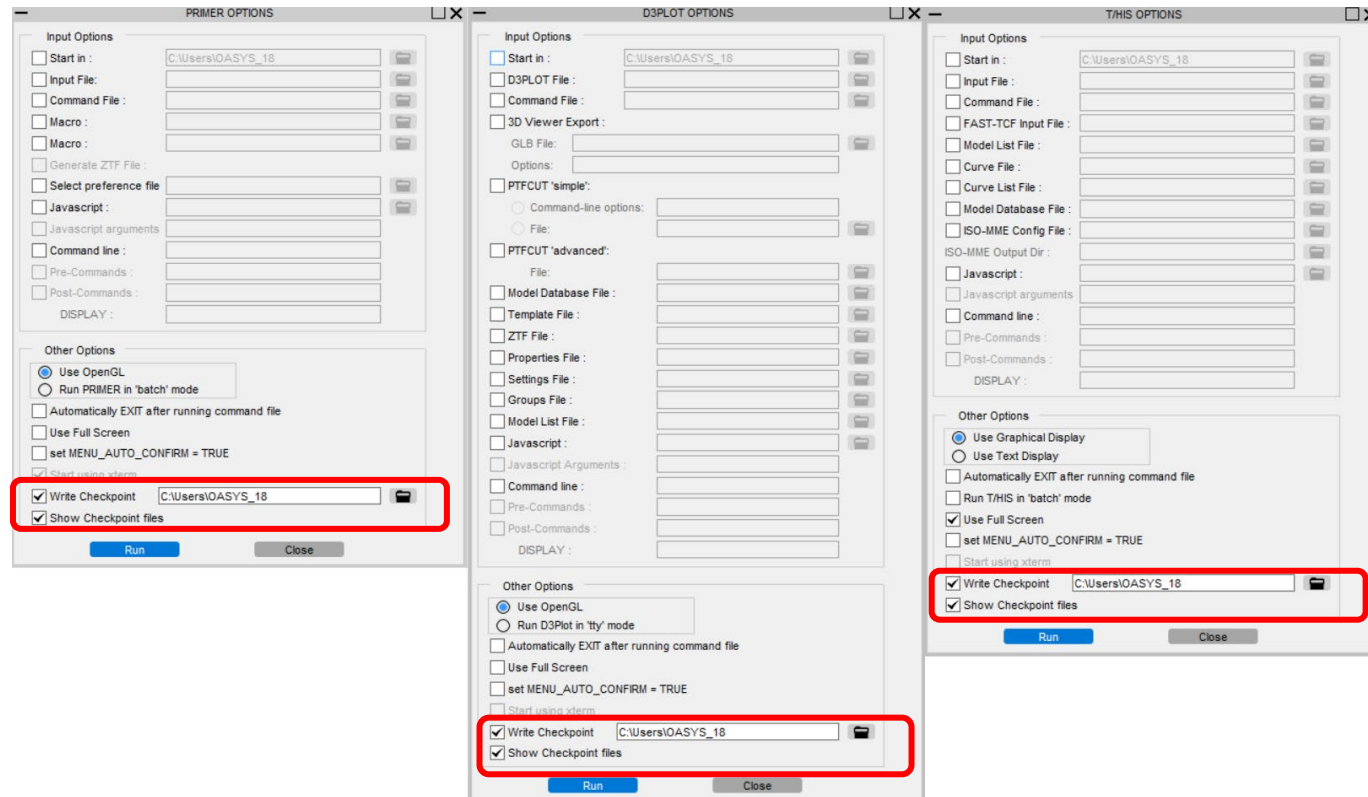
- New options added:
  - Options to output [D3PLOT Viewer](#) files added to D3PLOT Options
  - ISO-MME Output added to T/HIS Options



# Control Checkpoint Files Read/Write

# Control Checkpoint Files Read/Write

- You can enable/disable the recording of checkpoint files using the **“Write Checkpoint”** tick box.
- Also, the default directory to Read/Write the checkpoint files can be specified in the text box next to the **“Write Checkpoint”** tick box.
- Upon starting a PRIMER, D3PLOT or T/HIS session, the checkpoint files panel can be enabled/disabled by the option **“Show Checkpoint files”**.
  - If the recording of the checkpoint files is disabled, then the reading of these files is also disabled automatically.



# Contact Information

---

# ARUP

[www.arup.com/dyna](http://www.arup.com/dyna)

For more information please contact us:

## UK

T: +44 121 213 3399

[dyna.support@arup.com](mailto:dyna.support@arup.com)

## China

T: +86 21 3118 8875

[china.support@arup.com](mailto:china.support@arup.com)

## India

T: +91 40 69019797 / 98

[india.support@arup.com](mailto:india.support@arup.com)

## USA West

T: +1 415 940 0959

[us.support@arup.com](mailto:us.support@arup.com)

or your local Oasys distributor