

Oasys Suite

User Interface Improvements

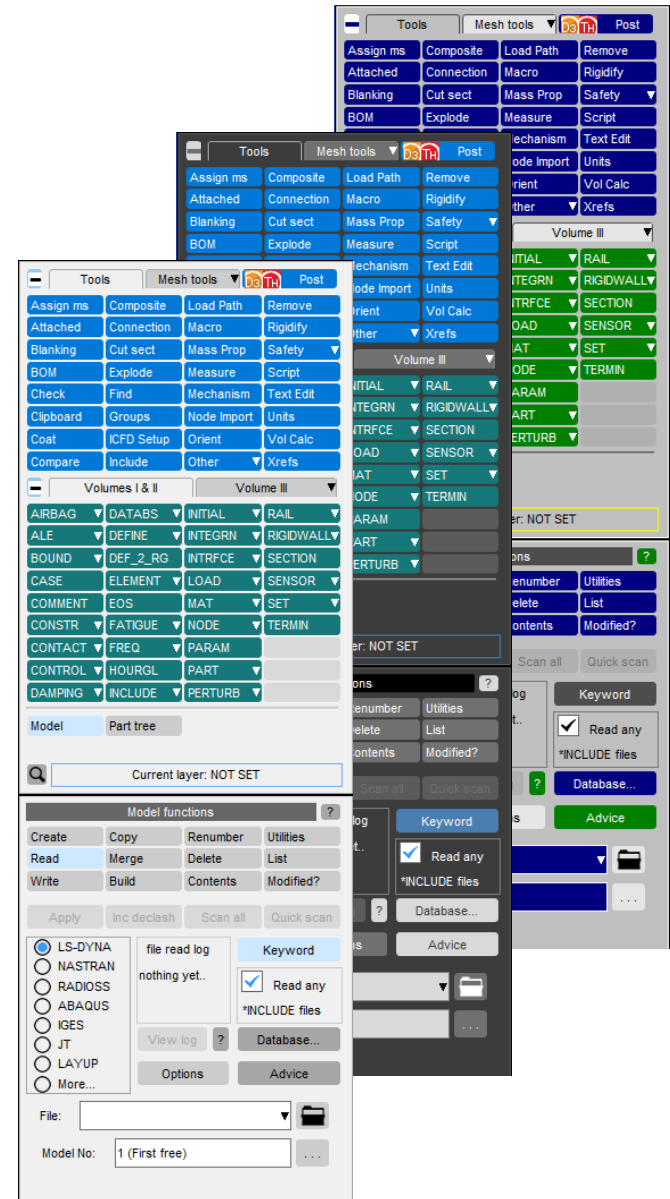
Appearance

A visually appealing interface for improved accessibility

Themes

To make a more comfortable and accessible experience:

- we have introduced three new theme options:
 - Light
 - Dark
 - Classic
- buttons have been flattened with their corners rounded to give a more modern look and feel

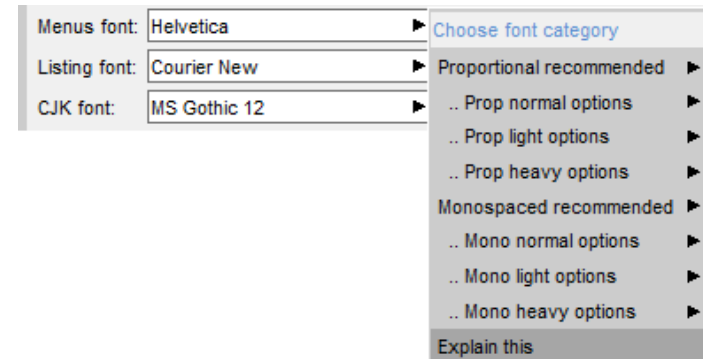
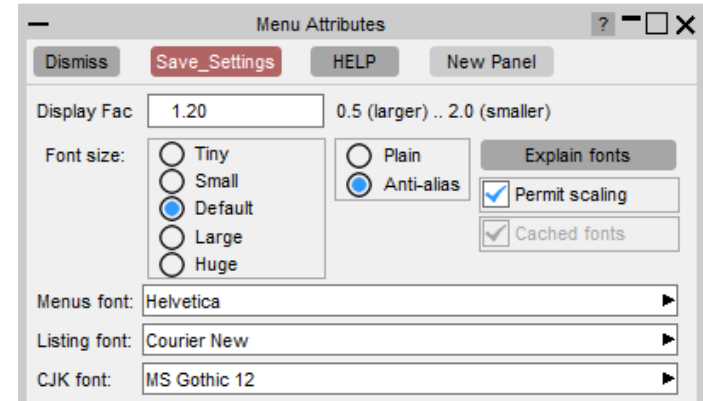


Fonts

To make it easier to create publication-quality images and simplify the communication of your work:

- the range of font sizes is extended to cope with a wider range of displays
- font quality has been improved to include an 'anti-alias' option by default for better appearance
- a wider range of fonts are now supported for menus

These options can be accessed via the Menu Attributes panel.



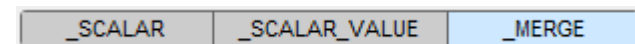
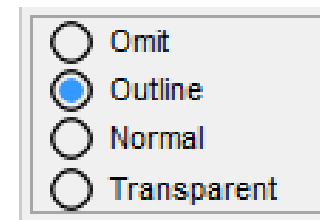
Usability

A familiar interface for quicker and easier use

Buttons

To make buttons easier and more intuitive to use:

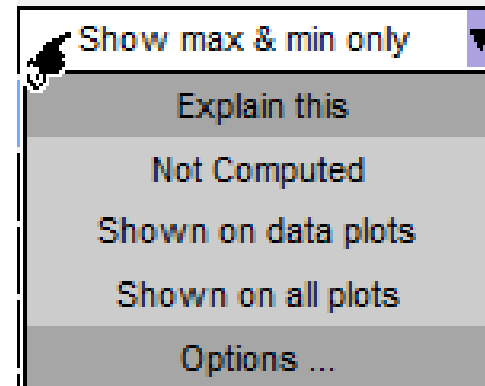
- clickable buttons are now distinguishable on hover by a slight colour change
- radio buttons are now a standard size and shape to be more distinct from tickboxes and more recognisable as radio buttons
- button spacing has been adjusted for toggle button groups, so that users understand that they are linked together



Pop-up menus

To make functionality more consistent with other common software and more familiar to users:

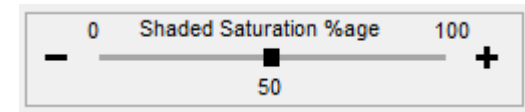
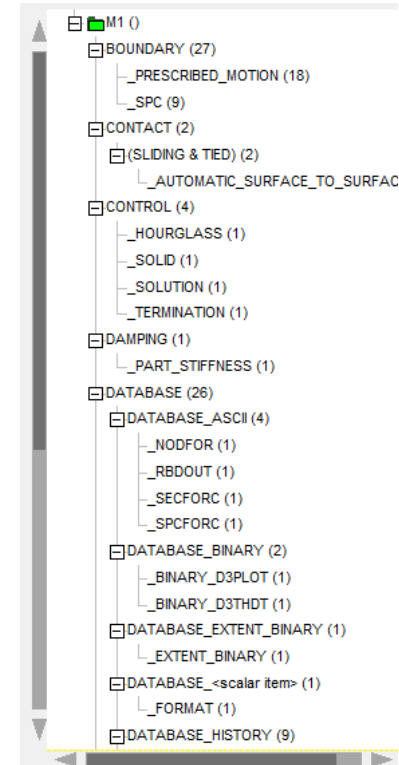
- the left-clickable region of pop-up buttons has been extended so pop-up menus can be opened by clicking anywhere on the button



Scroll bars and Sliders

To make navigating lists quicker and easier:

- scroll bar length is now related to the number of list items visible
- left-clicking on an empty area of the scroll bar allows users to jump through sections of the list
- right-clicking on an empty area on the scroll bar allows the user to jump to that specific point in the list
- slider appearance has been improved to make sliders more distinct from scroll bars



Panel design

To improve speed of recognition and simplify the learning process for new users:

- the layout of Oasys PRIMER edit panels has been standardised so common buttons always appear in the same position at the top of the panel
- standard icons have been added to these common buttons
- text on buttons has also been standardised across the suite

